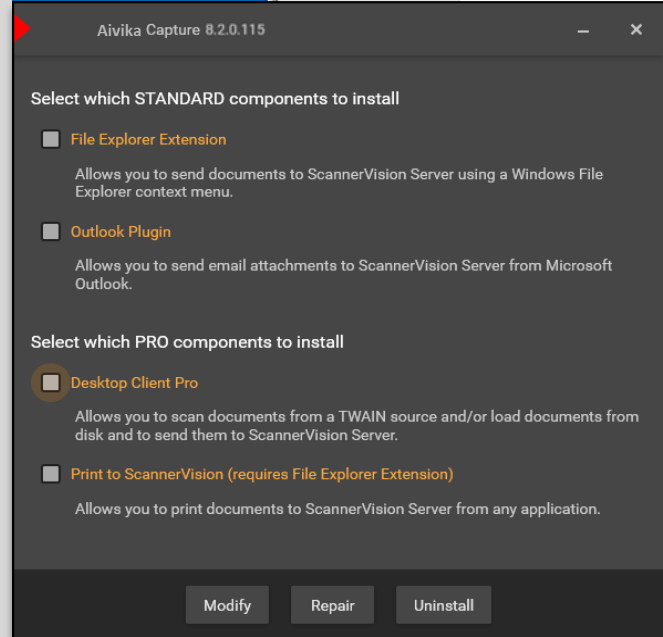


# aivika Capture

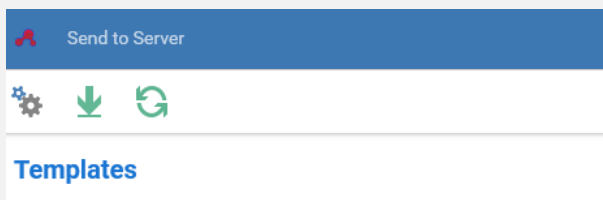
Next to embedded clients for various MFP models, we now offer various ways to send and process not only paper documents, but also digital documents in the most efficient way. Documents stored on the hard drive, or incoming documents received by Outlook can be sent directly for processing, while utilizing interfaces and workflows you are used to when scanning documents using the MFP. The Aivika Capture contains File Explorer Extension and Outlook Plugin, two powerful tools that helps you find and select the digital documents quickly and easily, saving you time and effort in your daily document related tasks.



## Introducing Aivika Capture


Aivika Capture consists of 2 new products: File Explorer Extension and Outlook Plugin.

### File Explorer Extension



The File Explorer Extension allows you to right click on multiple documents on your folder, and send them to ScannerVision. Or alternatively, you can drag and drop multiple documents into the File Explorer Extension window. From there, it will be the same experience as working with your MFP client. You can select a workflow template, answer questions, and send documents. If the document is already a PDF, you can now bypass any image processing in ScannerVision and retain the original PDF's format and size. The same applies to Word, Excel, and other supported file types.

### Outlook Plugin



Outlook Plugin allows you to pick a mail's attachment and send it to ScannerVision, directly from Outlook. By pressing the ScannerVision button on your Outlook application you will be presented an option to select which attachments you want to include. As with the File Explorer Extension, you will get to see the workflow templates that are assigned to you, and you will be able to answer questions and provide metadata to the document.

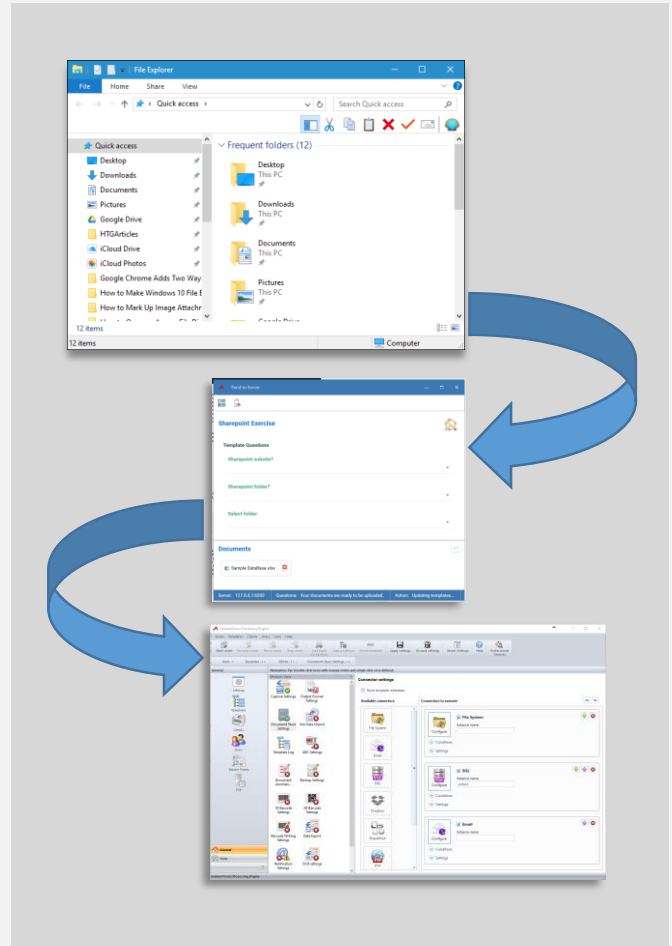
# aivika Capture

The main difference to the Desktop Client is that the Aivika Capture will allow you to select documents directly from the source, without having to open another application beforehand. Since drive/network folders and Outlook are probably one of the first things that come to your mind when finding and selecting a document, the Aivika Capture will integrate perfectly into your daily document tasks, and save you time when processing these documents.

Any business critical documents that need to be scanned in order to be compliant with your business operations can benefit from this quick and easy process. These documents include, but not limited to:

- Invoices
- Contracts
- Purchase Orders
- ID Documents
- Engineering Drawings
- Product Specification
- Certificates
- Correspondence

By having ScannerVision as your scan solution all your paper and digital documents will be stored, searched and retrieved easily, quickly and reliably



## Your benefits at a glance:

- Powerful bi-directional communication between ScannerVision and SQL DBMS.
- Access and select data directly from the MFP.
- Dynamic data retrieval and population of picklists
- Retrieve additional data and assign the values to custom metadata fields, as many as required in one single configuration. You can use the metadata in the rest of the process.
- Perform check whether a record exists before deciding what to do in the next step of the process.
- Dynamically insert a new or update an existing record.

## Supported file types:

.pdf, .doc, .docx, .xls, .xlsx, .tif, .tiff, .jpg, .jpeg, .png, .bmp, .ps

## Requirements:

ScannerVision V8.3.0.591 or higher  
HPN V8.1.1.129 or higher